

Statemen /otes Cast
 GENERAL MUNICIPAL ELECTION
 BENTON COUNTY, MISSOURI
 TUESDAY, APRIL 4, 2017
 April 2017 General Municipal Election
 Official Results

Da 4/10/2017
 Time: 11:56:44 AM

	Turnout			SFCC PROP. A					
	Reg. Voters	Ballots Cast	% Turnout	Reg. Voters	Total Votes	YES		NO	
Jursidiction Wide									
COLE									
Normal	1379	125	9.06%	1360	124	52	41.94%	72	58.06%
Absentee	1379	-	-	1360	0	0	-	0	-
FRISTOE / ALEXANDER									
Normal	2114	334	15.80%	2100	331	147	44.41%	184	55.59%
Absentee	2114	-	-	2100	0	0	-	0	-
LINDSEY									
Normal	3310	631	19.06%	3310	623	336	53.93%	287	46.07%
Absentee	3310	-	-	3310	0	0	-	0	-
TOM									
Normal	1665	230	13.81%	1665	227	113	49.78%	114	50.22%
Absentee	1665	-	-	1665	0	0	-	0	-
UNION									
Normal	961	121	12.59%	961	119	47	39.50%	72	60.50%
Absentee	961	-	-	961	0	0	-	0	-
WHITE									
Normal	1509	317	21.01%	1414	298	119	39.93%	179	60.07%
Absentee	1509	-	-	1414	0	0	-	0	-
WILLIAMS									
Normal	2092	422	20.17%	2091	418	219	52.39%	199	47.61%
Absentee	2092	-	-	2091	0	0	-	0	-
ABSENTEE									
Normal	-	-	-	0	0	0	-	0	-
Absentee	-	208	-	0	201	64	31.84%	137	68.16%
Total									
Normal	13030	2180	16.73%	12901	2140	1033	48.27%	1107	51.73%
Absentee	13030	208	1.60%	12901	201	64	31.84%	137	68.16%
Total	13030	2388	18.33%	12901	2341	1097	46.86%	1244	53.14%

Statement of Votes Cast
 GENERAL MUNICIPAL ELECTION
 BENTON COUNTY, MISSOURI
 TUESDAY, APRIL 4, 2017
 April 2017 General Municipal Election
 Official Results

Date: 4/10/2017
 Time: 11:56:44 AM

COLE CAMP R-1 SCHOOL BOARD MEMBER

	Reg. Voters	Total Votes	CONNIE BERENDZEN	PETE PIERSON	KEVIN HARMS	MARILYN R. SIEBERT	WRITE IN
Jurisdiction Wide							
COLE							
Normal	624	161	37 22.98%	33 20.50%	43 26.71%	48 29.81%	0
Absentee	624	0	0 -	0 -	0 -	0 -	0
FRISTOE / ALEXANDER							
Normal	-	-	-	-	-	-	-
Absentee	-	-	-	-	-	-	-
LINDSEY							
Normal	-	-	-	-	-	-	-
Absentee	-	-	-	-	-	-	-
TOM							
Normal	-	-	-	-	-	-	-
Absentee	-	-	-	-	-	-	-
UNION							
Normal	-	-	-	-	-	-	-
Absentee	-	-	-	-	-	-	-
WHITE							
Normal	78	30	10 33.33%	7 23.33%	11 36.67%	2 6.67%	0
Absentee	78	0	0 -	0 -	0 -	0 -	0
WILLIAMS							
Normal	2088	1091	347 31.81%	278 25.48%	337 30.89%	124 11.37%	5 0.46%
Absentee	2088	0	0 -	0 -	0 -	0 -	0
ABSENTEE							
Normal	0	0	0 -	0 -	0 -	0 -	0
Absentee	0	59	18 30.51%	10 16.95%	20 33.90%	11 18.64%	0
Total							
Normal	2790	1282	394 30.73%	318 24.80%	391 30.50%	174 13.57%	5 0.39%
Absentee	2790	59	18 30.51%	10 16.95%	20 33.90%	11 18.64%	0
Total	2790	1341	412 30.72%	328 24.46%	411 30.65%	185 13.80%	5 0.37%

Statement of Votes Cast
 GENERAL MUNICIPAL ELECTION
 BENTON COUNTY, MISSOURI
 TUESDAY, APRIL 4, 2017
 April 2017 General Municipal Election
 Official Results

Date: 4/10/2017
 Time: 11:56:44 AM

MORGAN R-1 SCHOOL BOARD MEMBER

	Reg. Voters	Total Votes	JOEL CLARK	CODY WORTHLEY	SHERYL SIMON	STEPHANIE MARRIOTT	THOMAS CHANDLER JR.	WRITE IN
Jursidiction Wide								
COLE								
Normal	19	3	1 33.33%	0	-	0	1 33.33%	0
Absentee	19	0	0	0	-	0	0	0
FRISTOE / ALEXANDER								
Normal	-	-	-	-	-	-	-	-
Absentee	-	-	-	-	-	-	-	-
LINDSEY								
Normal	-	-	-	-	-	-	-	-
Absentee	-	-	-	-	-	-	-	-
TOM								
Normal	-	-	-	-	-	-	-	-
Absentee	-	-	-	-	-	-	-	-
UNION								
Normal	-	-	-	-	-	-	-	-
Absentee	-	-	-	-	-	-	-	-
WHITE								
Normal	-	-	-	-	-	-	-	-
Absentee	-	-	-	-	-	-	-	-
WILLIAMS								
Normal	1	0	0	0	-	0	0	0
Absentee	1	0	0	0	-	0	0	0
ABSENTEE								
Normal	0	0	0	0	-	0	0	0
Absentee	0	0	0	0	-	0	0	0
Total								
Normal	20	3	1 33.33%	0	-	0	1 33.33%	0
Absentee	20	0	0	0	-	0	0	0
Total	20	3	1 33.33%	0	-	0	1 33.33%	0

Statement of Votes Cast
 GENERAL MUNICIPAL ELECTION
 BENTON COUNTY, MISSOURI
 TUESDAY, APRIL 4, 2017
 April 2017 General Municipal Election
 Official Results

Date: 4/10/2017
 Time: 11:56:44 AM

BENTON CO. R-II SCHOOL BOARD MEMBER

	Reg. Voters	Total Votes	LUKE BEAMAN	MICHELLE JOHNSON	KYLE EICHLER	SHANNON EBELING	MICHELLE PAXTON	WRITE IN
Jursidiction Wide								
COLE								
Normal	736	110	24 21.82%	21 19.09%	23 20.91%	21 19.09%	21 19.09%	0
Absentee	736	0	0 -	0 -	0 -	0 -	0 -	0
FRISTOE / ALEXANDER								
Normal	-	-	-	-	-	-	-	-
Absentee	-	-	-	-	-	-	-	-
LINDSEY								
Normal	481	165	46 27.88%	28 16.97%	30 18.18%	31 18.79%	29 17.58%	1 0.61%
Absentee	481	0	0 -	0 -	0 -	0 -	0 -	0
TOM								
Normal	-	-	-	-	-	-	-	-
Absentee	-	-	-	-	-	-	-	-
UNION								
Normal	-	-	-	-	-	-	-	-
Absentee	-	-	-	-	-	-	-	-
WHITE								
Normal	1336	736	198 26.90%	121 16.44%	160 21.74%	127 17.26%	128 17.39%	2 0.27%
Absentee	1336	0	0 -	0 -	0 -	0 -	0 -	0
WILLIAMS								
Normal	3	0	0 -	0 -	0 -	0 -	0 -	0
Absentee	3	0	0 -	0 -	0 -	0 -	0 -	0
ABSENTEE								
Normal	0	0	0 -	0 -	0 -	0 -	0 -	0
Absentee	0	140	35 25.00%	29 20.71%	30 21.43%	25 17.86%	20 14.29%	1 0.71%
Total								
Normal	2556	1011	268 26.51%	170 16.82%	213 21.07%	179 17.71%	178 17.61%	3 0.30%
Absentee	2556	140	35 25.00%	29 20.71%	30 21.43%	25 17.86%	20 14.29%	1 0.71%
Total	2556	1151	303 26.32%	199 17.29%	243 21.11%	204 17.72%	198 17.20%	4 0.35%

Statemen /otes Cast
 GENERAL MUNICIPAL ELECTION
 BENTON COUNTY, MISSOURI
 TUESDAY, APRIL 4, 2017
 April 2017 General Municipal Election
 Official Results

Da 4/10/2017
 Time: 11:56:44 AM

BENTON R-9 SCHOOL BOARD MEMBER

	Reg. Voters	Total Votes	SALLY J. YAEGER		TRACEY J. SPRY		DREW BURDICK		AMIE L. BRESHEARS		WRITE IN	
Jursidiction Wide												
COLE												
Normal	-	-	-	-	-	-	-	-	-	-	-	-
Absentee	-	-	-	-	-	-	-	-	-	-	-	-
FRISTOE / ALEXANDER												
Normal	2100	718	168	23.40%	184	25.63%	139	19.36%	223	31.06%	4	0.56%
Absentee	2100	0	0	-	0	-	0	-	0	-	0	-
LINDSEY												
Normal	2829	1332	286	21.47%	361	27.10%	354	26.58%	316	23.72%	15	1.13%
Absentee	2829	0	0	-	0	-	0	-	0	-	0	-
TOM												
Normal	1665	567	127	22.40%	154	27.16%	143	25.22%	142	25.04%	1	0.18%
Absentee	1665	0	0	-	0	-	0	-	0	-	0	-
UNION												
Normal	961	284	57	20.07%	92	32.39%	57	20.07%	77	27.11%	1	0.35%
Absentee	961	0	0	-	0	-	0	-	0	-	0	-
WHITE												
Normal	-	-	-	-	-	-	-	-	-	-	-	-
Absentee	-	-	-	-	-	-	-	-	-	-	-	-
WILLIAMS												
Normal	-	-	-	-	-	-	-	-	-	-	-	-
Absentee	-	-	-	-	-	-	-	-	-	-	-	-
ABSENTEE												
Normal	0	0	0	-	0	-	0	-	0	-	0	-
Absentee	0	313	78	24.92%	85	27.16%	69	22.04%	81	25.88%	0	-
Total												
Normal	7555	2901	638	21.99%	791	27.27%	693	23.89%	758	26.13%	21	0.72%
Absentee	7555	313	78	24.92%	85	27.16%	69	22.04%	81	25.88%	0	-
Total	7555	3214	716	22.28%	876	27.26%	762	23.71%	839	26.10%	21	0.65%

Statemen /otes Cast
 GENERAL MUNICIPAL ELECTION
 BENTON COUNTY, MISSOURI
 TUESDAY, APRIL 4, 2017
 April 2017 General Municipal Election
 Official Results

Da 4/10/2017
 Time: 11:56:44 AM

WEAUBLEAU R-III SCHOOL DIST.
 PROPOSITION

	Reg. Voters	Total Votes	YES	NO
Jursidiction Wide				
COLE				
Normal	-	-	-	-
Absentee	-	-	-	-
FRISTOE / ALEXANDER				
Normal	14	0	0	0
Absentee	14	0	0	0
LINDSEY				
Normal	-	-	-	-
Absentee	-	-	-	-
TOM				
Normal	-	-	-	-
Absentee	-	-	-	-
UNION				
Normal	-	-	-	-
Absentee	-	-	-	-
WHITE				
Normal	-	-	-	-
Absentee	-	-	-	-
WILLIAMS				
Normal	-	-	-	-
Absentee	-	-	-	-
ABSENTEE				
Normal	0	0	0	0
Absentee	0	0	0	0
Total				
Normal	14	0	0	0
Absentee	14	0	0	0
Total	14	0	0	0

Statement of Votes Cast
 GENERAL MUNICIPAL ELECTION
 BENTON COUNTY, MISSOURI
 TUESDAY, APRIL 4, 2017
 April 2017 General Municipal Election
 Official Results

Date: 4/10/2017
 Time: 11:56:44 AM

OSCEOLA PUBLIC SCHOOL BOARD MEMBER

	Reg. Voters	Total Votes	LUCINDA F. WISNER	DAVID A. GOVER	RON GARRISON	KIM WHEELER	WRITE IN
Jurisdiction Wide							
COLE							
Normal	-	-	-	-	-	-	-
Absentee	-	-	-	-	-	-	-
FRISTOE / ALEXANDER							
Normal	0	0	0	0	0	0	0
Absentee	0	0	0	0	0	0	0
LINDSEY							
Normal	-	-	-	-	-	-	-
Absentee	-	-	-	-	-	-	-
TOM							
Normal	-	-	-	-	-	-	-
Absentee	-	-	-	-	-	-	-
UNION							
Normal	-	-	-	-	-	-	-
Absentee	-	-	-	-	-	-	-
WHITE							
Normal	-	-	-	-	-	-	-
Absentee	-	-	-	-	-	-	-
WILLIAMS							
Normal	-	-	-	-	-	-	-
Absentee	-	-	-	-	-	-	-
ABSENTEE							
Normal	0	0	0	0	0	0	0
Absentee	0	0	0	0	0	0	0
Total							
Normal	0	0	0	0	0	0	0
Absentee	0	0	0	0	0	0	0
Total	0	0	0	0	0	0	0

Statement of Votes Cast
 GENERAL MUNICIPAL ELECTION
 BENTON COUNTY, MISSOURI
 TUESDAY, APRIL 4, 2017
 April 2017 General Municipal Election
 Official Results

Date: 4/10/2017
 Time: 11:56:44 AM

HENRY R-1 SCHOOL BOARD MEMBER

	Reg. Voters	Total Votes	JILL DEANN KELLER HUNT	CATHERINE L. "CATHY" ROBERTS	KATHY LYNN COOPER	MICHAEL EUGENE DAUGHERTY	WILLIAM ARTHUR ANDERSON III	JASON J. HEANY	TROY EBELING	TERESA LYNN PENNOCK
Jurisdiction Wide										
COLE										
Normal	-	-	-	-	-	-	-	-	-	-
Absentee	-	-	-	-	-	-	-	-	-	-
FRISTOE / ALEXANDER										
Normal	-	-	-	-	-	-	-	-	-	-
Absentee	-	-	-	-	-	-	-	-	-	-
LINDSEY										
Normal	-	-	-	-	-	-	-	-	-	-
Absentee	-	-	-	-	-	-	-	-	-	-
TOM										
Normal	-	-	-	-	-	-	-	-	-	-
Absentee	-	-	-	-	-	-	-	-	-	-
UNION										
Normal	-	-	-	-	-	-	-	-	-	-
Absentee	-	-	-	-	-	-	-	-	-	-
WHITE										
Normal	95	51	1 1.96%	5 9.80%	2 3.92%	11 21.57%	4 7.84%	11 21.57%	14 27.45%	3 5.88%
Absentee	95	0	0 -	0 -	0 -	0 -	0 -	0 -	0 -	0 -
WILLIAMS										
Normal	-	-	-	-	-	-	-	-	-	-
Absentee	-	-	-	-	-	-	-	-	-	-
ABSENTEE										
Normal	0	0	0 -	0 -	0 -	0 -	0 -	0 -	0 -	0 -
Absentee	0	3	0 -	1 33.33%	0 -	1 33.33%	0 -	1 33.33%	0 -	0 -
Total										
Normal	95	51	1 1.96%	5 9.80%	2 3.92%	11 21.57%	4 7.84%	11 21.57%	14 27.45%	3 5.88%
Absentee	95	3	0 -	1 33.33%	0 -	1 33.33%	0 -	1 33.33%	0 -	0 -
Total	95	54	1 1.85%	6 11.11%	2 3.70%	12 22.22%	4 7.41%	12 22.22%	14 25.93%	3 5.56%

CERTIFICATION OF ELECTION RESULTS
SUSAN PORTERFIELD, COUNTY CLERK
BENTON COUNTY, MISSOURI

TO : COLE CAMP & RURAL FIRE PROTECTION DISTRICT

THE FOLLOWING IS AN OFFICIAL CERTIFICATION OF ELECTION RESULTS OF THE GENERAL MUNICIPAL ELECTION HELD IN BENTON COUNTY, MISSOURI ON APRIL 4, 2017.

WE HEREBY CERTIFY THAT:

GENERAL MUNICIPAL ELECTION
BENTON COUNTY, MISSOURI
TUESDAY, APRIL 4, 2017
OFFICIAL RESULTS

CANDIDATE NAME:

NUMBER OF VOTES:


James Bahrenburg	402
Write-In	12

Write-In Votes:

Eric Tucker	1
Marvin Paxson	1
Tim Berendzen	1
William Paxson	1
Chester Schlesseman	1
Shawn Huffman	1
Tanner Oehrlich	1
Todd Smart	1
Darrell Heimsoth	1
Gail Logan	1
Brian Case	1
blank	1

BENTON COUNTY, MISSOURI
I, SUSAN PORTERFIELD, COUNTY CLERK/ELECTION AUTHORITY OF BENTON COUNTY, MISSOURI, DO HEREBY CERTIFY THAT THE FOREGOING IS A FULL AND ACCURATE RETURN OF ALL VOTES CAST FOR AND AGAINST SAID ISSUES OR CANDIDATES AT SAID ELECTION AS CERTIFIED TO ME BY THE DULY QUALIFIED AND ACTING JUDGES OF SAID ELECTION.

Dated this 7th day of April, 2017.


SUSAN PORTERFIELD, COUNTY CLERK
BENTON COUNTY, MISSOURI

Statemen /otes Cast
 GENERAL MUNICIPAL ELECTION
 BENTON COUNTY, MISSOURI
 TUESDAY, APRIL 4, 2017
 April 2017 General Municipal Election
 Official Results

Da 4/10/2017
 Time: 11:56:44 AM

	HENRY R-1 SCHOOL BOARD MEMBER			COLE CAMP FIRE DIST. BOARD MEMBER						
	Reg. Voters	Total Votes	WRITE IN	Reg. Voters	Total Votes	JAMES BAHRENBURG	WRITE IN			
Jursidiction Wide										
COLE										
Normal	-	-	-	-	-	-	-	-	-	-
Absentee	-	-	-	-	-	-	-	-	-	-
FRISTOE / ALEXANDER										
Normal	-	-	-	-	-	-	-	-	-	-
Absentee	-	-	-	-	-	-	-	-	-	-
LINDSEY										
Normal	-	-	-	-	-	-	-	-	-	-
Absentee	-	-	-	-	-	-	-	-	-	-
TOM										
Normal	-	-	-	-	-	-	-	-	-	-
Absentee	-	-	-	-	-	-	-	-	-	-
UNION										
Normal	-	-	-	-	-	-	-	-	-	-
Absentee	-	-	-	-	-	-	-	-	-	-
WHITE										
Normal	95	51	0	-	-	-	-	-	-	-
Absentee	95	0	0	-	-	-	-	-	-	-
WILLIAMS										
Normal	-	-	-	2061	397	385	96.98%	12	3.02%	
Absentee	-	-	-	2061	0	0	-	0		
ABSENTEE										
Normal	0	0	0	0	0	0	-	0		
Absentee	0	3	0	0	17	17	100.00%	0		
Total										
Normal	95	51	0	2061	397	385	96.98%	12	3.02%	
Absentee	95	3	0	2061	17	17	100.00%	0		
Total	95	54	0	2061	414	402	97.10%	12	2.90%	

CERTIFICATION OF ELECTION RESULTS
SUSAN PORTERFIELD, COUNTY CLERK
BENTON COUNTY, MISSOURI

TO: GOOD SAMARITAN NURSING HOME DISTRICT

THE FOLLOWING IS AN OFFICIAL CERTIFICATION OF ELECTION RESULTS OF THE GENERAL MUNICIPAL ELECTION HELD IN BENTON COUNTY, MISSOURI ON APRIL 4, 2017.


WE HEREBY CERTIFY THAT:

GENERAL MUNICIPAL ELECTION
BENTON COUNTY, MISSOURI
TUESDAY, APRIL 4, 2017
OFFICIAL RESULTS

CANDIDATE NAME:	NUMBER OF VOTES:
Russell "Rusty" Harms	537
Write-In	60
Write-In Votes:	
Connie Berendzen	1
Francis Rehmer	30
Frank Rehmer	7
Natalie Paxson	2
Frankie Rehmer	2
Donna Stelling	1
Delores Dee Rehmer	1
Leigh A. Grunden	1
Sandy Schlesselman	1
Mona Ispen	1
Jim Cash	1
Erin MacLean	1
Shawn Huffman	1
Frances Raymer	2
Frankie	1
Laura Caylor	2
Maralyn R. Siebert	1
Blank	4

I, SUSAN PORTERFIELD, COUNTY CLERK/ELECTION AUTHORITY OF BENTON COUNTY, MISSOURI, DO HEREBY CERTIFY THAT THE FOREGOING IS A FULL AND ACCURATE RETURN OF ALL VOTES CAST FOR AND AGAINST SAID ISSUES OR CANDIDATES AT SAID ELECTION AS CERTIFIED TO ME BY THE DULY QUALIFIED AND ACTING JUDGES OF SAID ELECTION.

Dated this 7th day of April, 2017.


SUSAN PORTERFIELD, COUNTY CLERK
BENTON COUNTY, MISSOURI

Statement of Votes Cast
GENERAL MUNICIPAL ELECTION
BENTON COUNTY, MISSOURI
TUESDAY, APRIL 4, 2017
 April 2017 General Municipal Election
 Official Results

Date: 4/10/2017
 Time: 11:56:44 AM

	WARSAW FIRE DIST. BOARD MEMBER										GOOD SAMARITAN NURSING HOME DIRECTOR					
	Reg. Voters	Total Votes	JACK STULL JR.		RICK FAJEN		KYLE S. HESSENFLO W		WRITE IN		Reg. Voters	Total Votes	RUSSELL "RUSTY" HARMS		WRITE IN	
Jurisdiction Wide																
COLE																
Normal	-	-	-	-	-	-	-	-	-	-	1379	112	104	92.86%	8	7.14%
Absentee	-	-	-	-	-	-	-	-	-	-	1379	0	0	-	0	-
FRISTOE / ALEXANDER																
Normal	1707	367	114	31.06%	148	40.33%	102	27.79%	3	0.82%	-	-	-	-	-	-
Absentee	1707	0	0	-	0	-	0	-	0	-	-	-	-	-	-	-
LINDSEY																
Normal	2454	780	212	27.18%	337	43.21%	228	29.23%	3	0.38%	-	-	-	-	-	-
Absentee	2454	0	0	-	0	-	0	-	0	-	-	-	-	-	-	-
TOM																
Normal	1665	339	104	30.68%	134	39.53%	99	29.20%	2	0.59%	-	-	-	-	-	-
Absentee	1665	0	0	-	0	-	0	-	0	-	-	-	-	-	-	-
UNION																
Normal	0	0	0	-	0	-	0	-	0	-	-	-	-	-	-	-
Absentee	0	0	0	-	0	-	0	-	0	-	-	-	-	-	-	-
WHITE																
Normal	-	-	-	-	-	-	-	-	-	-	78	14	12	85.71%	2	14.29%
Absentee	-	-	-	-	-	-	-	-	-	-	78	0	0	-	0	-
WILLIAMS																
Normal	-	-	-	-	-	-	-	-	-	-	2092	432	384	88.89%	48	11.11%
Absentee	-	-	-	-	-	-	-	-	-	-	2092	0	0	-	0	-
ABSENTEE																
Normal	0	0	0	-	0	-	0	-	0	-	0	0	0	-	0	-
Absentee	0	152	61	40.13%	55	36.18%	36	23.68%	0	-	0	39	37	94.87%	2	5.13%
Total																
Normal	5826	1486	430	28.94%	619	41.66%	429	28.87%	8	0.54%	3549	558	500	89.61%	58	10.39%
Absentee	5826	152	61	40.13%	55	36.18%	36	23.68%	0	-	3549	39	37	94.87%	2	5.13%
Total	5826	1638	491	29.98%	674	41.15%	465	28.39%	8	0.49%	3549	597	537	89.95%	60	10.05%

CERTIFICATION OF ELECTION RESULTS
SUSAN PORTERFIELD, COUNTY CLERK
BENTON COUNTY, MISSOURI

TO : BRANDON SPECIAL ROAD DISTRICT

THE FOLLOWING IS AN OFFICIAL CERTIFICATION OF ELECTION RESULTS OF THE GENERAL MUNICIPAL ELECTION HELD IN BENTON COUNTY, MISSOURI ON APRIL 4, 2017.

WE HEREBY CERTIFY THAT:

GENERAL MUNICIPAL ELECTION
BENTON COUNTY, MISSOURI
TUESDAY, APRIL 4, 2017
OFFICIAL RESULTS

CANDIDATE NAME:

NUMBER OF VOTES:

NO CANDIDATES

Write-In

6

Write-In Votes:

JR Mehrens

1

David Beeman


4

David M. Beeman

1

I, SUSAN PORTERFIELD, COUNTY CLERK/ELECTION AUTHORITY OF BENTON COUNTY, MISSOURI, DO HEREBY CERTIFY THAT THE FOREGOING IS A FULL AND ACCURATE RETURN OF ALL VOTES CAST FOR AND AGAINST SAID ISSUES OR CANDIDATES AT SAID ELECTION AS CERTIFIED TO ME BY THE DULY QUALIFIED AND ACTING JUDGES OF SAID ELECTION.

Dated this 7th day of April, 2017.



SUSAN PORTERFIELD, COUNTY CLERK
BENTON COUNTY, MISSOURI

Statement of Votes Cast
 GENERAL MUNICIPAL ELECTION
 BENTON COUNTY, MISSOURI
 TUESDAY, APRIL 4, 2017
 April 2017 General Municipal Election
 Official Results

Date: 4/10/2017
 Time: 11:56:44 AM

	BRANDON ROAD DIST. BOARD MEMBER			WARSAW ALDERMAN, WARD 1					WARSAW ALDERMAN, WARD 2						
	Reg. Voters	Total Votes	WRITE IN	Reg. Voters	Total Votes	ERIC MASONER	WRITE IN	Reg. Voters	Total Votes	LOU BRESHEARS	WRITE IN				
Jurisdiction Wide															
COLE															
Normal	-	-	-	-	-	-	-	-	-	-	-	-			
Absentee	-	-	-	-	-	-	-	-	-	-	-	-			
FRISTOE / ALEXANDER															
Normal	-	-	-	-	-	-	-	-	-	-	-	-			
Absentee	-	-	-	-	-	-	-	-	-	-	-	-			
LINDSEY															
Normal	-	-	-	440	91	89	97.80%	2	2.20%	429	73	73	100.00%	0	
Absentee	-	-	-	440	0	0	-	0	-	429	0	0	-	0	
TOM															
Normal	-	-	-	-	-	-	-	-	-	-	-	-	-	-	
Absentee	-	-	-	-	-	-	-	-	-	-	-	-	-	-	
UNION															
Normal	-	-	-	-	-	-	-	-	-	-	-	-	-	-	
Absentee	-	-	-	-	-	-	-	-	-	-	-	-	-	-	
WHITE															
Normal	39	6	6	100.00%	-	-	-	-	-	-	-	-	-	-	
Absentee	39	0	0	-	-	-	-	-	-	-	-	-	-	-	
WILLIAMS															
Normal	-	-	-	-	-	-	-	-	-	-	-	-	-	-	
Absentee	-	-	-	-	-	-	-	-	-	-	-	-	-	-	
ABSENTEE															
Normal	0	0	0	0	0	0	-	0	-	0	0	0	-	0	
Absentee	0	0	0	0	6	6	100.00%	0	-	0	7	7	100.00%	0	
Total															
Normal	39	6	6	100.00%	440	91	89	97.80%	2	2.20%	429	73	73	100.00%	0
Absentee	39	0	0	-	440	6	6	100.00%	0	-	429	7	7	100.00%	0
Total	39	6	6	100.00%	440	97	95	97.94%	2	2.06%	429	80	80	100.00%	0

Statement of Votes Cast
 GENERAL MUNICIPAL ELECTION
 BENTON COUNTY, MISSOURI
 TUESDAY, APRIL 4, 2017
 April 2017 General Municipal Election
 Official Results

Date: 4/10/2017
 Time: 11:56:44 AM

	WARSAW ALDERMAN, WARD 3					LINCOLN ALDERMAN, EAST WARD				
	Reg. Voters	Total Votes	ERIC FLORES	WRITE IN		Reg. Voters	Total Votes	KATELYN HOLLIS	WRITE IN	
Jursidiction Wide										
COLE										
Normal	-	-	-	-	-	-	-	-	-	-
Absentee	-	-	-	-	-	-	-	-	-	-
FRISTOE / ALEXANDER										
Normal	-	-	-	-	-	-	-	-	-	-
Absentee	-	-	-	-	-	-	-	-	-	-
LINDSEY										
Normal	462	86	83	96.51%	3	3.49%	-	-	-	-
Absentee	462	0	0	-	0	-	-	-	-	-
TOM										
Normal	-	-	-	-	-	-	-	-	-	-
Absentee	-	-	-	-	-	-	-	-	-	-
UNION										
Normal	-	-	-	-	-	-	-	-	-	-
Absentee	-	-	-	-	-	-	-	-	-	-
WHITE										
Normal	-	-	-	-	-	329	46	46 100.00%	0	-
Absentee	-	-	-	-	-	329	0	0	-	0
WILLIAMS										
Normal	-	-	-	-	-	-	-	-	-	-
Absentee	-	-	-	-	-	-	-	-	-	-
ABSENTEE										
Normal	0	0	0	-	0	0	0	0	-	0
Absentee	0	11	11	100.00%	0	0	6	6 100.00%	0	-
Total										
Normal	462	86	83	96.51%	3	3.49%	329	46	46 100.00%	0
Absentee	462	11	11	100.00%	0	-	329	6	6 100.00%	0
Total	462	97	94	96.91%	3	3.09%	329	52	52 100.00%	0

Statemen /otes Cast
 GENERAL MUNICIPAL ELECTION
 BENTON COUNTY, MISSOURI
 TUESDAY, APRIL 4, 2017
 April 2017 General Municipal Election
 Official Results

Da 4/10/2017
 Time: 11:56:44 AM

	LINCOLN ALDERMAN, WEST WARD						COLE CAMP ALDERMAN, EAST WARD						
	Reg. Voters	Total Votes	JD JOHNSON		WRITE IN		Reg. Voters	Total Votes	ERIC HOKE		CRISTIN FOX		WRITE IN
Jursidiction Wide													
COLE													
Normal	-	-	-	-	-	-	-	-	-	-	-	-	-
Absentee	-	-	-	-	-	-	-	-	-	-	-	-	-
FRISTOE / ALEXANDER													
Normal	-	-	-	-	-	-	-	-	-	-	-	-	-
Absentee	-	-	-	-	-	-	-	-	-	-	-	-	-
LINDSEY													
Normal	-	-	-	-	-	-	-	-	-	-	-	-	-
Absentee	-	-	-	-	-	-	-	-	-	-	-	-	-
TOM													
Normal	-	-	-	-	-	-	-	-	-	-	-	-	-
Absentee	-	-	-	-	-	-	-	-	-	-	-	-	-
UNION													
Normal	-	-	-	-	-	-	-	-	-	-	-	-	-
Absentee	-	-	-	-	-	-	-	-	-	-	-	-	-
WHITE													
Normal	352	52	51	98.08%	1	1.92%	-	-	-	-	-	-	-
Absentee	352	0	0	-	0	-	-	-	-	-	-	-	-
WILLIAMS													
Normal	-	-	-	-	-	-	324	92	51	55.43%	41	44.57%	0
Absentee	-	-	-	-	-	-	324	0	0	-	0	-	0
ABSENTEE													
Normal	0	0	0	-	0	-	0	0	0	-	0	-	0
Absentee	0	4	4	100.00%	0	-	0	5	2	40.00%	3	60.00%	0
Total													
Normal	352	52	51	98.08%	1	1.92%	324	92	51	55.43%	41	44.57%	0
Absentee	352	4	4	100.00%	0	-	324	5	2	40.00%	3	60.00%	0
Total	352	56	55	98.21%	1	1.79%	324	97	53	54.64%	44	45.36%	0

Statement of Votes Cast
 GENERAL MUNICIPAL ELECTION
 BENTON COUNTY, MISSOURI
 TUESDAY, APRIL 4, 2017
 April 2017 General Municipal Election
 Official Results

Date: 4/10/2017
 Time: 11:56:44 AM

COLE CAMP ALDERMAN, WEST WARD

	Reg. Voters	Total Votes	ROBERT MEUSCHKE		WRITE IN	
Jursidiction Wide						
COLE						
Normal	-	-	-	-	-	-
Absentee	-	-	-	-	-	-
FRISTOE / ALEXANDER						
Normal	-	-	-	-	-	-
Absentee	-	-	-	-	-	-
LINDSEY						
Normal	-	-	-	-	-	-
Absentee	-	-	-	-	-	-
TOM						
Normal	-	-	-	-	-	-
Absentee	-	-	-	-	-	-
UNION						
Normal	-	-	-	-	-	-
Absentee	-	-	-	-	-	-
WHITE						
Normal	-	-	-	-	-	-
Absentee	-	-	-	-	-	-
WILLIAMS						
Normal	399	83	81	97.59%	2	2.41%
Absentee	399	0	0	-	0	-
ABSENTEE						
Normal	0	0	0	-	0	-
Absentee	0	7	7	100.00%	0	-
Total						
Normal	399	83	81	97.59%	2	2.41%
Absentee	399	7	7	100.00%	0	-
Total	399	90	88	97.78%	2	2.22%

Registered Voters 13,030 - Total Ballots 2,388 : 18.33%

8 of 8 Precincts Reporting 100.00%

SFCC PROP. A		
Number of Precincts	8	
Precincts Reporting	8	100.00%
Vote For 1		
Total Votes	2,341	
YES	1,097	46.86%
NO	1,244	53.14%

BENTON CO. R-II SCHOOL BOARD MEMBER		
Number of Precincts	5	
Precincts Reporting	5	100.00%
Vote For 3		
Total Votes	1,151	
LUKE BEAMAN	303	26.32%
MICHELLE JOHNSON	199	17.29%
KYLE EICHLER	243	21.11%
SHANNON EBELING	204	17.72%
MICHELLE PAXTON	198	17.20%
WRITE IN	4	0.35%

COLE CAMP R-1 SCHOOL BOARD MEMBER		
Number of Precincts	4	
Precincts Reporting	4	100.00%
Vote For 3		
Total Votes	1,341	
CONNIE BERENDZEN	412	30.72%
PETE PIERSON	328	24.46%
WIN HARMS	411	30.65%
MARILYN R. SIEBERT	185	13.80%
WRITE IN	5	0.37%

BENTON R-9 SCHOOL BOARD MEMBER		
Number of Precincts	5	
Precincts Reporting	5	100.00%
Vote For 3		
Total Votes	3,214	
SALLY J. YAEGER	716	22.28%
TRACEY J. SPRY	876	27.26%
DREW BURDICK	762	23.71%
AMIE L. BRESHEARS	839	26.10%
WRITE IN	21	0.65%

MORGAN R-1 SCHOOL BOARD MEMBER		
Number of Precincts	3	
Precincts Reporting	3	100.00%
Vote For 3		
Total Votes	3	
JOEL CLARK	1	33.33%
CODY WORTHLEY	0	0%
SHERYL SIMON	0	0%
STEPHANIE MARRIOTT	1	33.33%
THOMAS CHANDLER JR.	1	33.33%
WRITE IN	0	0%

WEAUBLEAU R-III SCHOOL DIST. PROPOSITION		
Number of Precincts	2	
Precincts Reporting	2	100.00%
Vote For 1		
Total Votes	0	
YES	0	0%
NO	0	0%

Registered Voters 13,030 - Total Ballots 2,388 : 18.33%

8 of 8 Precincts Reporting 100.00%

OSCEOLA PUBLIC SCHOOL BOARD MEMBER		
Number of Precincts	2	
Precincts Reporting	2	100.00%
Vote For 3		
Total Votes	0	
LUCINDA F. WISNER	0	0%
DAVID A. GOVER	0	0%
RON GARRISON	0	0%
KIM WHEELER	0	0%
WRITE IN	0	0%

WARSAW FIRE DIST. BOARD MEMBER		
Number of Precincts	5	
Precincts Reporting	5	100.00%
Vote For 2		
Total Votes	1,638	
JACK STULL JR.	491	29.98%
RICK FAJEN	674	41.15%
KYLE S. HESSEFLOW	465	28.39%
WRITE IN	8	0.49%

HENRY R-1 SCHOOL BOARD MEMBER		
Number of Precincts	2	
Precincts Reporting	2	100.00%
Vote For 3		
Total Votes	54	
JILL DEANN KELLER HUNT	1	1.85%
CATHERINE L. "CATHY" ROBERTS	6	11.11%
KATHY LYNN COOPER	2	3.70%
MICHAEL EUGENE DAUGHERTY	12	22.22%
WILLIAM ARTHUR ANDERSON III	4	7.41%
JASON J. HEANY	12	22.22%
TROY EBELING	14	25.93%
TERESA LYNN PENNOCK	3	5.56%
WRITE IN	0	0%

GOOD SAMARITAN NURSING HOME DIRECTOR		
Number of Precincts	4	
Precincts Reporting	4	100.00%
Vote For 2		
Total Votes	597	
RUSSELL "RUSTY" HARMS	537	89.95%
WRITE IN	60	10.05%

BRANDON ROAD DIST. BOARD MEMBER		
Number of Precincts	2	
Precincts Reporting	2	100.00%
Vote For 1		
Total Votes	6	
NO CANDIDATES		
WRITE IN	6	100.00%

COLE CAMP FIRE DIST. BOARD MEMBER		
Number of Precincts	2	
Precincts Reporting	2	100.00%
Vote For 2		
Total Votes	414	
JAMES BAHRENBURG	402	97.10%
WRITE IN	12	2.90%

WARSAW ALDERMAN, WARD 1		
Number of Precincts	2	
Precincts Reporting	2	100.00%
Vote For 1		
Total Votes	97	
ERIC MASONER	95	97.94%
WRITE IN	2	2.06%

Election Summary Report
 GENERAL MUNICIPAL ELECTION
 BENTON COUNTY, MISSOURI
 TUESDAY, APRIL 4, 2017
 April 2017 General Municipal Election
 Official Results

Date: 4/7/2017
 Time: 12:01:44 PM
 Page 3/3

Registered Voters 13,030 - Total Ballots 2,388 : 18.33%

8 of 8 Precincts Reporting 100.00%

WARSAW ALDERMAN, WARD 2		
Number of Precincts	2	
Precincts Reporting	2	100.00%
Vote For 1		
Total Votes	80	
LOU BRESHEARS	80	100.00%
WRITE IN	0	0%

COLE CAMP ALDERMAN, EAST WARD		
Number of Precincts	2	
Precincts Reporting	2	100.00%
Vote For 1		
Total Votes	97	
ERIC HOKE	53	54.64%
CRISTIN FOX	44	45.36%
WRITE IN	0	0%

WARSAW ALDERMAN, WARD 3		
Number of Precincts	2	
Precincts Reporting	2	100.00%
Vote For 1		
Total Votes	97	
ERIC FLORES	94	96.91%
WRITE IN	3	3.09%

COLE CAMP ALDERMAN, WEST WARD		
Number of Precincts	2	
Precincts Reporting	2	100.00%
Vote For 1		
Total Votes	90	
ROBERT MEUSCHKE	88	97.78%
WRITE IN	2	2.22%

LINCOLN ALDERMAN, EAST WARD		
Number of Precincts	2	
Precincts Reporting	2	100.00%
Vote For 1		
Total Votes	52	
KATELYN HOLLIS	52	100.00%
WRITE IN	0	0%

LINCOLN ALDERMAN, WEST WARD		
Number of Precincts	2	
Precincts Reporting	2	100.00%
Vote For 1		
Total Votes	56	
JD JOHNSON	55	98.21%
WRITE IN	1	1.79%

Statement of Votes Cast
 GENERAL MUNICIPAL ELECTION
 BENTON COUNTY, MISSOURI
 TUESDAY, APRIL 4, 2017
 April 2017 General Municipal Election
 Unofficial Results

D. 4/4/2017
 Time: 8:18:18 PM

	Turnout			SFCC PROP. A					
	Reg. Voters	Ballots Cast	% Turnout	Reg. Voters	Total Votes	YES		NO	
Jursidiction Wide									
COLE									
Normal	1379	125	9.06%	1360	124	52	41.94%	72	58.06%
Absentee	1379	-	-	1360	0	0	-	0	-
FRISTOE / ALEXANDER									
Normal	2114	334	15.80%	2100	331	147	44.41%	184	55.59%
Absentee	2114	-	-	2100	0	0	-	0	-
LINDSEY									
Normal	3310	631	19.06%	3310	623	336	53.93%	287	46.07%
Absentee	3310	-	-	3310	0	0	-	0	-
TOM									
Normal	1665	230	13.81%	1665	227	113	49.78%	114	50.22%
Absentee	1665	-	-	1665	0	0	-	0	-
UNION									
Normal	961	121	12.59%	961	119	47	39.50%	72	60.50%
Absentee	961	-	-	961	0	0	-	0	-
WHITE									
Normal	1509	317	21.01%	1414	298	119	39.93%	179	60.07%
Absentee	1509	-	-	1414	0	0	-	0	-
WILLIAMS									
Normal	2092	422	20.17%	2091	418	219	52.39%	199	47.61%
Absentee	2092	-	-	2091	0	0	-	0	-
ABSENTEE									
Normal	-	-	-	0	0	0	-	0	-
Absentee	-	208	-	0	201	64	31.84%	137	68.16%
Total									
Normal	13030	2180	16.73%	12901	2140	1033	48.27%	1107	51.73%
Absentee	13030	208	1.60%	12901	201	64	31.84%	137	68.16%
Total	13030	2388	18.33%	12901	2341	1097	46.86%	1244	53.14%

Rachel way Sen
Holly Com Dem
Elizabeth Jones Rep.
~~*Samanta Miller Rep*~~

Statement of Votes Cast
 GENERAL MUNICIPAL ELECTION
 BENTON COUNTY, MISSOURI
 TUESDAY, APRIL 4, 2017
 April 2017 General Municipal Election
 Unofficial Results

D. 4/4/2017
 Time: 8:18:18 PM

COLE CAMP R-1 SCHOOL BOARD MEMBER

	Reg. Voters	Total Votes	CONNIE BERENDZEN	PETE PIERSON	KEVIN HARMS	MARILYN R. SIEBERT	WRITE IN
Jursidiction Wide							
COLE							
Normal	624	161	37 22.98%	33 20.50%	43 26.71%	48 29.81%	0
Absentee	624	0	0 -	0 -	0 -	0 -	0
FRISTOE / ALEXANDER							
Normal	-	-	-	-	-	-	-
Absentee	-	-	-	-	-	-	-
LINDSEY							
Normal	-	-	-	-	-	-	-
Absentee	-	-	-	-	-	-	-
TOM							
Normal	-	-	-	-	-	-	-
Absentee	-	-	-	-	-	-	-
UNION							
Normal	-	-	-	-	-	-	-
Absentee	-	-	-	-	-	-	-
WHITE							
Normal	78	30	10 33.33%	7 23.33%	11 36.67%	2 6.67%	0
Absentee	78	0	0 -	0 -	0 -	0 -	0
WILLIAMS							
Normal	2088	1091	347 31.81%	278 25.48%	337 30.89%	124 11.37%	5 0.46%
Absentee	2088	0	0 -	0 -	0 -	0 -	0
ABSENTEE							
Normal	0	0	0 -	0 -	0 -	0 -	0
Absentee	0	59	18 30.51%	10 16.95%	20 33.90%	11 18.64%	0
Total							
Normal	2790	1282	394 30.73%	318 24.80%	391 30.50%	174 13.57%	5 0.39%
Absentee	2790	59	18 30.51%	10 16.95%	20 33.90%	11 18.64%	0
Total	2790	1341	412 30.72%	328 24.46%	411 30.65%	185 13.80%	5 0.37%

Statemen /otes Cast
 GENERAL MUNICIPAL ELECTION
 BENTON COUNTY, MISSOURI
 TUESDAY, APRIL 4, 2017
 April 2017 General Municipal Election
 Unofficial Results

4/4/2017
 Time: 8:18:18 PM

MORGAN R-1 SCHOOL BOARD MEMBER

	Reg. Voters	Total Votes	JOEL CLARK	CODY WORTHLEY	SHERYL SIMON	STEPHANIE MARRIOTT	THOMAS CHANDLER JR.	WRITE IN
Jurisdiction Wide								
COLE								
Normal	19	3	1 33.33%	0	- 0	- 1 33.33%	1 33.33%	0
Absentee	19	0	0	0	- 0	- 0	0	0
FRISTOE / ALEXANDER								
Normal	-	-	-	-	-	-	-	-
Absentee	-	-	-	-	-	-	-	-
LINDSEY								
Normal	-	-	-	-	-	-	-	-
Absentee	-	-	-	-	-	-	-	-
TOM								
Normal	-	-	-	-	-	-	-	-
Absentee	-	-	-	-	-	-	-	-
UNION								
Normal	-	-	-	-	-	-	-	-
Absentee	-	-	-	-	-	-	-	-
WHITE								
Normal	-	-	-	-	-	-	-	-
Absentee	-	-	-	-	-	-	-	-
WILLIAMS								
Normal	1	0	0	0	- 0	- 0	0	0
Absentee	1	0	0	0	- 0	- 0	0	0
ABSENTEE								
Normal	0	0	0	0	- 0	- 0	0	0
Absentee	0	0	0	0	- 0	- 0	0	0
Total								
Normal	20	3	1 33.33%	0	- 0	- 1 33.33%	1 33.33%	0
Absentee	20	0	0	0	- 0	- 0	0	0
Total	20	3	1 33.33%	0	- 0	- 1 33.33%	1 33.33%	0

Statement of Votes Cast
 GENERAL MUNICIPAL ELECTION
 BENTON COUNTY, MISSOURI
 TUESDAY, APRIL 4, 2017
 April 2017 General Municipal Election
 Unofficial Results

4/4/2017
 Time: 8:18:18 PM

BENTON CO. R-II SCHOOL BOARD MEMBER

	Reg. Voters	Total Votes	LUKE BEAMAN	MICHELLE JOHNSON	KYLE EICHLER	SHANNON EBELING	MICHELLE PAXTON	WRITE IN
Jurisdiction Wide								
COLE								
Normal	736	110	24 21.82%	21 19.09%	23 20.91%	21 19.09%	21 19.09%	0
Absentee	736	0	0 -	0 -	0 -	0 -	0 -	0
FRISTOE / ALEXANDER								
Normal	-	-	-	-	-	-	-	-
Absentee	-	-	-	-	-	-	-	-
LINDSEY								
Normal	481	165	46 27.88%	28 16.97%	30 18.18%	31 18.79%	29 17.58%	1 0.61%
Absentee	481	0	0 -	0 -	0 -	0 -	0 -	0
TOM								
Normal	-	-	-	-	-	-	-	-
Absentee	-	-	-	-	-	-	-	-
UNION								
Normal	-	-	-	-	-	-	-	-
Absentee	-	-	-	-	-	-	-	-
WHITE								
Normal	1336	736	198 26.90%	121 16.44%	160 21.74%	127 17.26%	128 17.39%	2 0.27%
Absentee	1336	0	0 -	0 -	0 -	0 -	0 -	0
WILLIAMS								
Normal	3	0	0 -	0 -	0 -	0 -	0 -	0
Absentee	3	0	0 -	0 -	0 -	0 -	0 -	0
ABSENTEE								
Normal	0	0	0 -	0 -	0 -	0 -	0 -	0
Absentee	0	140	35 25.00%	29 20.71%	30 21.43%	25 17.86%	20 14.29%	1 0.71%
Total								
Normal	2556	1011	268 26.51%	170 16.82%	213 21.07%	179 17.71%	178 17.61%	3 0.30%
Absentee	2556	140	35 25.00%	29 20.71%	30 21.43%	25 17.86%	20 14.29%	1 0.71%
Total	2556	1151	303 26.32%	199 17.29%	243 21.11%	204 17.72%	198 17.20%	4 0.35%

Statement of Votes Cast
 GENERAL MUNICIPAL ELECTION
 BENTON COUNTY, MISSOURI
 TUESDAY, APRIL 4, 2017
 April 2017 General Municipal Election
 Unofficial Results

4/4/2017
 Time: 8:18:18 PM

BENTON R-9 SCHOOL BOARD MEMBER

	Reg. Voters	Total Votes	SALLY J. YAEGER	TRACEY J. SPRY	DREW BURDICK	AMIE L. BRESHEARS	WRITE IN
Jurisdiction Wide							
COLE							
Normal	-	-	-	-	-	-	-
Absentee	-	-	-	-	-	-	-
FRISTOE / ALEXANDER							
Normal	2100	718	168 23.40%	184 25.63%	139 19.36%	223 31.06%	4 0.56%
Absentee	2100	0	0 -	0 -	0 -	0 -	0 -
LINDSEY							
Normal	2829	1332	286 21.47%	361 27.10%	354 26.58%	316 23.72%	15 1.13%
Absentee	2829	0	0 -	0 -	0 -	0 -	0 -
TOM							
Normal	1665	567	127 22.40%	154 27.16%	143 25.22%	142 25.04%	1 0.18%
Absentee	1665	0	0 -	0 -	0 -	0 -	0 -
UNION							
Normal	961	284	57 20.07%	92 32.39%	57 20.07%	77 27.11%	1 0.35%
Absentee	961	0	0 -	0 -	0 -	0 -	0 -
WHITE							
Normal	-	-	-	-	-	-	-
Absentee	-	-	-	-	-	-	-
WILLIAMS							
Normal	-	-	-	-	-	-	-
Absentee	-	-	-	-	-	-	-
ABSENTEE							
Normal	0	0	0 -	0 -	0 -	0 -	0 -
Absentee	0	313	78 24.92%	85 27.16%	69 22.04%	81 25.88%	0 -
Total							
Normal	7555	2901	638 21.99%	791 27.27%	693 23.89%	758 26.13%	21 0.72%
Absentee	7555	313	78 24.92%	85 27.16%	69 22.04%	81 25.88%	0 -
Total	7555	3214	716 22.28%	876 27.26%	762 23.71%	839 26.10%	21 0.65%

Statement of Votes Cast
 GENERAL MUNICIPAL ELECTION
 BENTON COUNTY, MISSOURI
 TUESDAY, APRIL 4, 2017
 April 2017 General Municipal Election
 Unofficial Results

E. 4/4/2017
 Time: 8:18:18 PM

WEAUBLEAU R-III SCHOOL DIST.
 PROPOSITION

	Reg. Voters	Total Votes	YES	NO	
Jursidiction Wide					
COLE					
Normal	-	-	-	-	-
Absentee	-	-	-	-	-
FRISTOE / ALEXANDER					
Normal	14	0	0	-	0
Absentee	14	0	0	-	0
LINDSEY					
Normal	-	-	-	-	-
Absentee	-	-	-	-	-
TOM					
Normal	-	-	-	-	-
Absentee	-	-	-	-	-
UNION					
Normal	-	-	-	-	-
Absentee	-	-	-	-	-
WHITE					
Normal	-	-	-	-	-
Absentee	-	-	-	-	-
WILLIAMS					
Normal	-	-	-	-	-
Absentee	-	-	-	-	-
ABSENTEE					
Normal	0	0	0	-	0
Absentee	0	0	0	-	0
Total					
Normal	14	0	0	-	0
Absentee	14	0	0	-	0
Total	14	0	0	-	0

Statemen /otes Cast
 GENERAL MUNICIPAL ELECTION
 BENTON COUNTY, MISSOURI
 TUESDAY, APRIL 4, 2017
 April 2017 General Municipal Election
 Unofficial Results

E . 4/4/2017
 Time: 8:18:18 PM

OSCEOLA PUBLIC SCHOOL BOARD MEMBER

	Reg. Voters	Total Votes	LUCINDA F. WISNER	DAVID A. GOVER	RON GARRISON	KIM WHEELER	WRITE IN
Jursidiction Wide							
COLE							
Normal	-	-	-	-	-	-	-
Absentee	-	-	-	-	-	-	-
FRISTOE / ALEXANDER							
Normal	0	0	0	-	0	-	0
Absentee	0	0	0	-	0	-	0
LINDSEY							
Normal	-	-	-	-	-	-	-
Absentee	-	-	-	-	-	-	-
TOM							
Normal	-	-	-	-	-	-	-
Absentee	-	-	-	-	-	-	-
UNION							
Normal	-	-	-	-	-	-	-
Absentee	-	-	-	-	-	-	-
WHITE							
Normal	-	-	-	-	-	-	-
Absentee	-	-	-	-	-	-	-
WILLIAMS							
Normal	-	-	-	-	-	-	-
Absentee	-	-	-	-	-	-	-
ABSENTEE							
Normal	0	0	0	-	0	-	0
Absentee	0	0	0	-	0	-	0
Total							
Normal	0	0	0	-	0	-	0
Absentee	0	0	0	-	0	-	0
Total	0	0	0	-	0	-	0

Statemen /otes Cast
 GENERAL MUNICIPAL ELECTION
 BENTON COUNTY, MISSOURI
 TUESDAY, APRIL 4, 2017
 April 2017 General Municipal Election
 Unofficial Results

4/4/2017
 Time: 8:18:18 PM

HENRY R-1 SCHOOL BOARD MEMBER

	Reg. Voters	Total Votes	JILL DEANN KELLER HUNT	CATHERINE L. "CATHY" ROBERTS	KATHY LYNN COOPER	MICHAEL EUGENE DAUGHERTY	WILLIAM ARTHUR ANDERSON III	JASON J. HEANY	TROY EBELING	TERESA LYNN PENNOCK
Jurisdiction Wide										
COLE										
Normal	-	-	-	-	-	-	-	-	-	-
Absentee	-	-	-	-	-	-	-	-	-	-
FRISTOE / ALEXANDER										
Normal	-	-	-	-	-	-	-	-	-	-
Absentee	-	-	-	-	-	-	-	-	-	-
LINDSEY										
Normal	-	-	-	-	-	-	-	-	-	-
Absentee	-	-	-	-	-	-	-	-	-	-
TOM										
Normal	-	-	-	-	-	-	-	-	-	-
Absentee	-	-	-	-	-	-	-	-	-	-
UNION										
Normal	-	-	-	-	-	-	-	-	-	-
Absentee	-	-	-	-	-	-	-	-	-	-
WHITE										
Normal	95	51	1 1.96%	5 9.80%	2 3.92%	11 21.57%	4 7.84%	11 21.57%	14 27.45%	3 5.88%
Absentee	95	0	0 -	0 -	0 -	0 -	0 -	0 -	0 -	0 -
WILLIAMS										
Normal	-	-	-	-	-	-	-	-	-	-
Absentee	-	-	-	-	-	-	-	-	-	-
ABSENTEE										
Normal	0	0	0 -	0 -	0 -	0 -	0 -	0 -	0 -	0 -
Absentee	0	3	0 -	1 33.33%	0 -	1 33.33%	0 -	1 33.33%	0 -	0 -
Total										
Normal	95	51	1 1.96%	5 9.80%	2 3.92%	11 21.57%	4 7.84%	11 21.57%	14 27.45%	3 5.88%
Absentee	95	3	0 -	1 33.33%	0 -	1 33.33%	0 -	1 33.33%	0 -	0 -
Total	95	54	1 1.85%	6 11.11%	2 3.70%	12 22.22%	4 7.41%	12 22.22%	14 25.93%	3 5.56%

Statemer Votes Cast
 GENERAL MUNICIPAL ELECTION
 BENTON COUNTY, MISSOURI
 TUESDAY, APRIL 4, 2017
 April 2017 General Municipal Election
 Unofficial Results

L 4/4/2017
 Time: 8:18:18 PM

	HENRY R-1 SCHOOL BOARD MEMBER			COLE CAMP FIRE DIST. BOARD MEMBER			JAMES BAHRENBURG		
	Reg. Voters	Total Votes	WRITE IN	Reg. Voters	Total Votes	WRITE IN	Reg. Voters	Total Votes	WRITE IN
Jursidiction Wide									
COLE									
Normal	-	-	-	-	-	-	-	-	-
Absentee	-	-	-	-	-	-	-	-	-
FRISTOE / ALEXANDER									
Normal	-	-	-	-	-	-	-	-	-
Absentee	-	-	-	-	-	-	-	-	-
LINDSEY									
Normal	-	-	-	-	-	-	-	-	-
Absentee	-	-	-	-	-	-	-	-	-
TOM									
Normal	-	-	-	-	-	-	-	-	-
Absentee	-	-	-	-	-	-	-	-	-
UNION									
Normal	-	-	-	-	-	-	-	-	-
Absentee	-	-	-	-	-	-	-	-	-
WHITE									
Normal	95	51	0	-	-	-	-	-	-
Absentee	95	0	0	-	-	-	-	-	-
WILLIAMS									
Normal	-	-	-	2061	397	385	96.98%	12	3.02%
Absentee	-	-	-	2061	0	0	-	0	-
ABSENTEE									
Normal	0	0	0	0	0	0	-	0	-
Absentee	0	3	0	0	17	17	100.00%	0	-
Total									
Normal	95	51	0	2061	397	385	96.98%	12	3.02%
Absentee	95	3	0	2061	17	17	100.00%	0	-
Total	95	54	0	2061	414	402	97.10%	12	2.90%

Statemen Votes Cast
 GENERAL MUNICIPAL ELECTION
 BENTON COUNTY, MISSOURI
 TUESDAY, APRIL 4, 2017
 April 2017 General Municipal Election
 Unofficial Results

L : 4/4/2017
 Time: 8:18:18 PM

WARSAW FIRE DIST. BOARD MEMBER

GOOD SAMARITAN NURSING HOME
DIRECTOR

	WARSAW FIRE DIST. BOARD MEMBER										GOOD SAMARITAN NURSING HOME DIRECTOR					
	Reg. Voters	Total Votes	JACK STULL JR.		RICK FAJEN		KYLE S. HESSENFLO W		WRITE IN		Reg. Voters	Total Votes	RUSSELL "RUSTY" HARMS		WRITE IN	
Jursidiction Wide																
COLE																
Normal	-	-	-	-	-	-	-	-	-	-	1379	112	104	92.86%	8	7.14%
Absentee	-	-	-	-	-	-	-	-	-	-	1379	0	0	-	0	-
FRISTOE / ALEXANDER																
Normal	1707	367	114	31.06%	148	40.33%	102	27.79%	3	0.82%	-	-	-	-	-	-
Absentee	1707	0	0	-	0	-	0	-	0	-	-	-	-	-	-	-
LINDSEY																
Normal	2454	780	212	27.18%	337	43.21%	228	29.23%	3	0.38%	-	-	-	-	-	-
Absentee	2454	0	0	-	0	-	0	-	0	-	-	-	-	-	-	-
TOM																
Normal	1665	339	104	30.68%	134	39.53%	99	29.20%	2	0.59%	-	-	-	-	-	-
Absentee	1665	0	0	-	0	-	0	-	0	-	-	-	-	-	-	-
UNION																
Normal	0	0	0	-	0	-	0	-	0	-	-	-	-	-	-	-
Absentee	0	0	0	-	0	-	0	-	0	-	-	-	-	-	-	-
WHITE																
Normal	-	-	-	-	-	-	-	-	-	-	78	14	12	85.71%	2	14.29%
Absentee	-	-	-	-	-	-	-	-	-	-	78	0	0	-	0	-
WILLIAMS																
Normal	-	-	-	-	-	-	-	-	-	-	2092	432	384	88.89%	48	11.11%
Absentee	-	-	-	-	-	-	-	-	-	-	2092	0	0	-	0	-
ABSENTEE																
Normal	0	0	0	-	0	-	0	-	0	-	0	0	0	-	0	-
Absentee	0	152	61	40.13%	55	36.18%	36	23.68%	0	-	0	39	37	94.87%	2	5.13%
Total																
Normal	5826	1486	430	28.94%	619	41.66%	429	28.87%	8	0.54%	3549	558	500	89.61%	58	10.39%
Absentee	5826	152	61	40.13%	55	36.18%	36	23.68%	0	-	3549	39	37	94.87%	2	5.13%
Total	5826	1638	491	29.98%	674	41.15%	465	28.39%	8	0.49%	3549	597	537	89.95%	60	10.05%

Statemer Votes Cast
 GENERAL MUNICIPAL ELECTION
 BENTON COUNTY, MISSOURI
 TUESDAY, APRIL 4, 2017
 April 2017 General Municipal Election
 Unofficial Results

L 4/4/2017
 Time: 8:18:18 PM

	BRANDON ROAD DIST. BOARD MEMBER			WARSAW ALDERMAN, WARD 1					WARSAW ALDERMAN, WARD 2						
	Reg. Voters	Total Votes	WRITE IN	Reg. Voters	Total Votes	ERIC MASONER	WRITE IN	Reg. Voters	Total Votes	LOU BRESHEARS	WRITE IN				
Jursidiction Wide															
COLE															
Normal	-	-	-	-	-	-	-	-	-	-	-	-			
Absentee	-	-	-	-	-	-	-	-	-	-	-	-			
FRISTOE / ALEXANDER															
Normal	-	-	-	-	-	-	-	-	-	-	-	-			
Absentee	-	-	-	-	-	-	-	-	-	-	-	-			
LINDSEY															
Normal	-	-	-	440	91	89	97.80%	2	2.20%	429	73	73	100.00%	0	
Absentee	-	-	-	440	0	0	-	0	-	429	0	0	-	0	
TOM															
Normal	-	-	-	-	-	-	-	-	-	-	-	-	-	-	
Absentee	-	-	-	-	-	-	-	-	-	-	-	-	-	-	
UNION															
Normal	-	-	-	-	-	-	-	-	-	-	-	-	-	-	
Absentee	-	-	-	-	-	-	-	-	-	-	-	-	-	-	
WHITE															
Normal	39	6	6	100.00%	-	-	-	-	-	-	-	-	-	-	
Absentee	39	0	0	-	-	-	-	-	-	-	-	-	-	-	
WILLIAMS															
Normal	-	-	-	-	-	-	-	-	-	-	-	-	-	-	
Absentee	-	-	-	-	-	-	-	-	-	-	-	-	-	-	
ABSENTEE															
Normal	0	0	0	0	0	0	-	0	-	0	0	0	-	0	
Absentee	0	0	0	0	6	6	100.00%	0	-	0	7	7	100.00%	0	
Total															
Normal	39	6	6	100.00%	440	91	89	97.80%	2	2.20%	429	73	73	100.00%	0
Absentee	39	0	0	-	440	6	6	100.00%	0	-	429	7	7	100.00%	0
Total	39	6	6	100.00%	440	97	95	97.94%	2	2.06%	429	80	80	100.00%	0

Statemer Votes Cast
 GENERAL MUNICIPAL ELECTION
 BENTON COUNTY, MISSOURI
 TUESDAY, APRIL 4, 2017
 April 2017 General Municipal Election
 Unofficial Results

L 3: 4/4/2017
 Time: 8:18:18 PM

	WARSAW ALDERMAN, WARD 3					LINCOLN ALDERMAN, EAST WARD				
	Reg. Voters	Total Votes	ERIC FLORES	WRITE IN		Reg. Voters	Total Votes	KATELYN HOLLIS	WRITE IN	
Jursidiction Wide										
COLE										
Normal	-	-	-	-	-	-	-	-	-	-
Absentee	-	-	-	-	-	-	-	-	-	-
FRISTOE / ALEXANDER										
Normal	-	-	-	-	-	-	-	-	-	-
Absentee	-	-	-	-	-	-	-	-	-	-
LINDSEY										
Normal	462	86	83	96.51%	3	3.49%	-	-	-	-
Absentee	462	0	0	-	0	-	-	-	-	-
TOM										
Normal	-	-	-	-	-	-	-	-	-	-
Absentee	-	-	-	-	-	-	-	-	-	-
UNION										
Normal	-	-	-	-	-	-	-	-	-	-
Absentee	-	-	-	-	-	-	-	-	-	-
WHITE										
Normal	-	-	-	-	-	329	46	46	100.00%	0
Absentee	-	-	-	-	-	329	0	0	-	0
WILLIAMS										
Normal	-	-	-	-	-	-	-	-	-	-
Absentee	-	-	-	-	-	-	-	-	-	-
ABSENTEE										
Normal	0	0	0	-	0	0	0	0	-	0
Absentee	0	11	11	100.00%	0	0	6	6	100.00%	0
Total										
Normal	462	86	83	96.51%	3	3.49%	329	46	46	100.00%
Absentee	462	11	11	100.00%	0	-	329	6	6	100.00%
Total	462	97	94	96.91%	3	3.09%	329	52	52	100.00%

Statement of Votes Cast
 GENERAL MUNICIPAL ELECTION
 BENTON COUNTY, MISSOURI
 TUESDAY, APRIL 4, 2017
 April 2017 General Municipal Election
 Unofficial Results

4/4/2017
 Time: 8:18:18 PM

	LINCOLN ALDERMAN, WEST WARD						COLE CAMP ALDERMAN, EAST WARD					
	Reg. Voters	Total Votes	JD JOHNSON	WRITE IN			Reg. Voters	Total Votes	ERIC HOKE	CRISTIN FOX	WRITE IN	
Jursidiction Wide												
COLE												
Normal	-	-	-	-	-	-	-	-	-	-	-	-
Absentee	-	-	-	-	-	-	-	-	-	-	-	-
FRISTOE / ALEXANDER												
Normal	-	-	-	-	-	-	-	-	-	-	-	-
Absentee	-	-	-	-	-	-	-	-	-	-	-	-
LINDSEY												
Normal	-	-	-	-	-	-	-	-	-	-	-	-
Absentee	-	-	-	-	-	-	-	-	-	-	-	-
TOM												
Normal	-	-	-	-	-	-	-	-	-	-	-	-
Absentee	-	-	-	-	-	-	-	-	-	-	-	-
UNION												
Normal	-	-	-	-	-	-	-	-	-	-	-	-
Absentee	-	-	-	-	-	-	-	-	-	-	-	-
WHITE												
Normal	352	52	51	98.08%	1	1.92%	-	-	-	-	-	-
Absentee	352	0	0	-	0	-	-	-	-	-	-	-
WILLIAMS												
Normal	-	-	-	-	-	-	324	92	51	55.43%	41	44.57%
Absentee	-	-	-	-	-	-	324	0	0	-	0	-
ABSENTEE												
Normal	0	0	0	-	0	-	0	0	0	-	0	-
Absentee	0	4	4	100.00%	0	-	0	5	2	40.00%	3	60.00%
Total												
Normal	352	52	51	98.08%	1	1.92%	324	92	51	55.43%	41	44.57%
Absentee	352	4	4	100.00%	0	-	324	5	2	40.00%	3	60.00%
Total	352	56	55	98.21%	1	1.79%	324	97	53	54.64%	44	45.36%

Statemen /otes Cast
 GENERAL MUNICIPAL ELECTION
 BENTON COUNTY, MISSOURI
 TUESDAY, APRIL 4, 2017
 April 2017 General Municipal Election
 Unofficial Results

E 4/4/2017
 Time: 8:18:18 PM

COLE CAMP ALDERMAN, WEST WARD

	Reg. Voters	Total Votes	ROBERT MEUSCHKE		WRITE IN	
Jursidiction Wide						
COLE						
Normal	-	-	-	-	-	-
Absentee	-	-	-	-	-	-
FRISTOE / ALEXANDER						
Normal	-	-	-	-	-	-
Absentee	-	-	-	-	-	-
LINDSEY						
Normal	-	-	-	-	-	-
Absentee	-	-	-	-	-	-
TOM						
Normal	-	-	-	-	-	-
Absentee	-	-	-	-	-	-
UNION						
Normal	-	-	-	-	-	-
Absentee	-	-	-	-	-	-
WHITE						
Normal	-	-	-	-	-	-
Absentee	-	-	-	-	-	-
WILLIAMS						
Normal	399	83	81	97.59%	2	2.41%
Absentee	399	0	0	-	0	-
ABSENTEE						
Normal	0	0	0	-	0	-
Absentee	0	7	7	100.00%	0	-
Total						
Normal	399	83	81	97.59%	2	2.41%
Absentee	399	7	7	100.00%	0	-
Total	399	90	88	97.78%	2	2.22%

Registered Voters 13,030 - Total Ballots 0 : 0.00%

0 of 8 Precincts Reporting 0%

SFCC PROP. A		
Number of Precincts	8	
Precincts Reporting	0	0%
Vote For 1		
Total Votes	0	
<hr/>		
YES	0	0%
NO	0	0%

BENTON CO. R-II SCHOOL BOARD MEMBER		
Number of Precincts	5	
Precincts Reporting	0	0%
Vote For 3		
Total Votes	0	
<hr/>		
LUKE BEAMAN	0	0%
MICHELLE JOHNSON	0	0%
KYLE EICHLER	0	0%
SHANNON EBELING	0	0%
MICHELLE PAXTON	0	0%
WRITE IN	0	0%

COLE CAMP R-1 SCHOOL BOARD MEMBER		
Number of Precincts	4	
Precincts Reporting	0	0%
Vote For 3		
Total Votes	0	
<hr/>		
CONNIE BERENDZEN	0	0%
PETE PIERSON	0	0%
VIN HARMS	0	0%
MARILYN R. SIEBERT	0	0%
WRITE IN	0	0%

BENTON R-9 SCHOOL BOARD MEMBER		
Number of Precincts	5	
Precincts Reporting	0	0%
Vote For 3		
Total Votes	0	
<hr/>		
SALLY J. YAEGER	0	0%
TRACEY J. SPRY	0	0%
DREW BURDICK	0	0%
AMIE L. BRESHEARS	0	0%
WRITE IN	0	0%

MORGAN R-1 SCHOOL BOARD MEMBER		
Number of Precincts	3	
Precincts Reporting	0	0%
Vote For 3		
Total Votes	0	
<hr/>		
JOEL CLARK	0	0%
CODY WORTHLEY	0	0%
SHERYL SIMON	0	0%
STEPHANIE MARRIOTT	0	0%
THOMAS CHANDLER JR.	0	0%
WRITE IN	0	0%

WEAUBLEAU R-III SCHOOL DIST. PROPOSITION		
Number of Precincts	2	
Precincts Reporting	0	0%
Vote For 1		
Total Votes	0	
<hr/>		
YES	0	0%
NO	0	0%

Registered Voters 13,030 - Total Ballots 0 : 0.00%

0 of 8 Precincts Reporting 0%

OSCEOLA PUBLIC SCHOOL BOARD MEMBER

Number of Precincts 2
 Precincts Reporting 0 0%
 Vote For 3
 Total Votes 0

LUCINDA F. WISNER 0 0%
 DAVID A. GOVER 0 0%
 RON GARRISON 0 0%
 KIM WHEELER 0 0%
 WRITE IN 0 0%

HENRY R-1 SCHOOL BOARD MEMBER

Number of Precincts 2
 Precincts Reporting 0 0%
 Vote For 3
 Total Votes 0

JILL DEANN KELLER HUNT 0 0%
 CATHERINE L. "CATHY"
 ROBERTS 0 0%
 KATHY LYNN COOPER 0 0%
 MICHAEL EUGENE
 DAUGHERTY 0 0%
 WILLIAM ARTHUR ANDERSON
 III 0 0%
 JASON J. HEANY 0 0%
 TROY EBELING 0 0%
 TERESA LYNN PENNOCK 0 0%
 WRITE IN 0 0%

COLE CAMP FIRE DIST. BOARD MEMBER

Number of Precincts 2
 Precincts Reporting 0 0%
 Vote For 2
 Total Votes 0

JAMES BAHRENBURG 0 0%
 WRITE IN 0 0%

WARSAW FIRE DIST. BOARD MEMBER

Number of Precincts 5
 Precincts Reporting 0 0%
 Vote For 2
 Total Votes 0

JACK STULL JR. 0 0%
 RICK FAJEN 0 0%
 KYLE S. HESSEFLOW 0 0%
 WRITE IN 0 0%

GOOD SAMARITAN NURSING HOME DIRECTOR

Number of Precincts 4
 Precincts Reporting 0 0%
 Vote For 2
 Total Votes 0

RUSSELL "RUSTY" HARMS 0 0%
 WRITE IN 0 0%

BRANDON ROAD DIST. BOARD MEMBER

Number of Precincts 2
 Precincts Reporting 0 0%
 Vote For 1
 Total Votes 0

NO CANDIDATES
 WRITE IN 0 0%

WARSAW ALDERMAN, WARD 1

Number of Precincts 2
 Precincts Reporting 0 0%
 Vote For 1
 Total Votes 0

ERIC MASONER 0 0%
 WRITE IN 0 0%

Registered Voters 13,030 - Total Ballots 0 : 0.00%

0 of 8 Precincts Reporting 0%

WARSAW ALDERMAN, WARD 2		
Number of Precincts	2	
Precincts Reporting	0	0%
Vote For 1		
Total Votes	0	
LOU BRESHEARS	0	0%
WRITE IN	0	0%

COLE CAMP ALDERMAN, EAST WARD		
Number of Precincts	2	
Precincts Reporting	0	0%
Vote For 1		
Total Votes	0	
ERIC HOKE	0	0%
CRISTIN FOX	0	0%
WRITE IN	0	0%

WARSAW ALDERMAN, WARD 3		
Number of Precincts	2	
Precincts Reporting	0	0%
Vote For 1		
Total Votes	0	
ERIC FLORES	0	0%
WRITE IN	0	0%

COLE CAMP ALDERMAN, WEST WARD		
Number of Precincts	2	
Precincts Reporting	0	0%
Vote For 1		
Total Votes	0	
ROBERT MEUSCHKE	0	0%
WRITE IN	0	0%

LINCOLN ALDERMAN, EAST WARD		
Number of Precincts	2	
Precincts Reporting	0	0%
Vote For 1		
Total Votes	0	
KATELYN HOLLIS	0	0%
WRITE IN	0	0%

Holly Ann Dan
R. W. Dan
Elizabeth Jones Rep
Lawrence M. Dan

LINCOLN ALDERMAN, WEST WARD		
Number of Precincts	2	
Precincts Reporting	0	0%
Vote For 1		
Total Votes	0	
JD JOHNSON	0	0%
WRITE IN	0	0%